



## Board Monitoring System: Indicator D

### EXECUTIVE SUMMARY

---

#### Purpose

The Houston Independent School District (HISD) exists to strengthen the social and economic foundation of Houston by assuring its youth the highest-quality elementary and secondary education available anywhere. In fulfilling this goal, HISD's Board of Education has designed a program to systematically monitor the district's goals and core values. The Board Monitoring System will report on each goal and core value on a routine basis. The goal currently under review is to meet the Texas Education Agency's criteria for Recognized status in the state accountability system (Goal 1, Section D).

#### Findings

##### State Criteria for Achieving Recognized Status

- HISD did not meet the conditions for Recognized status for 2008 on the following criteria: TAKS passing rate greater than or equal to 75.0 percent for all students and each student group and no Academically Unacceptable campuses (see Table 1).

##### School Leaver Provision Extension for 2008

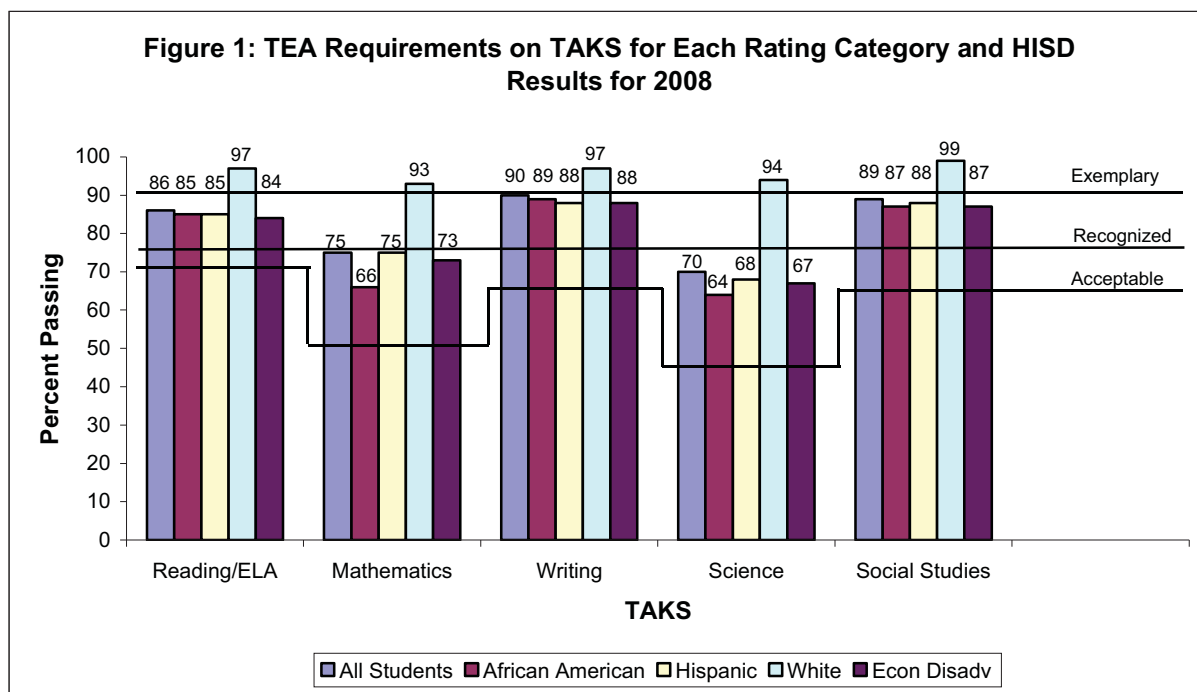
In a letter from the Texas Commissioner of Education dated July 11, 2008, the School Leaver Provision (SLP) was extended and applied to the 2008 accountability ratings that were issued on August 1, 2008. This provision stated that the leaver indicators (either alone or in combination) could not be the sole cause for a lowered campus or district rating. The leaver indicators included in the SLP for 2008 under standard accountability procedures are: the Completion Rate I; the Annual Dropout Rate for grades 7-8; and the Underreported Students indicator.

##### Factors Hindering HISD's Achievement of Recognized Status

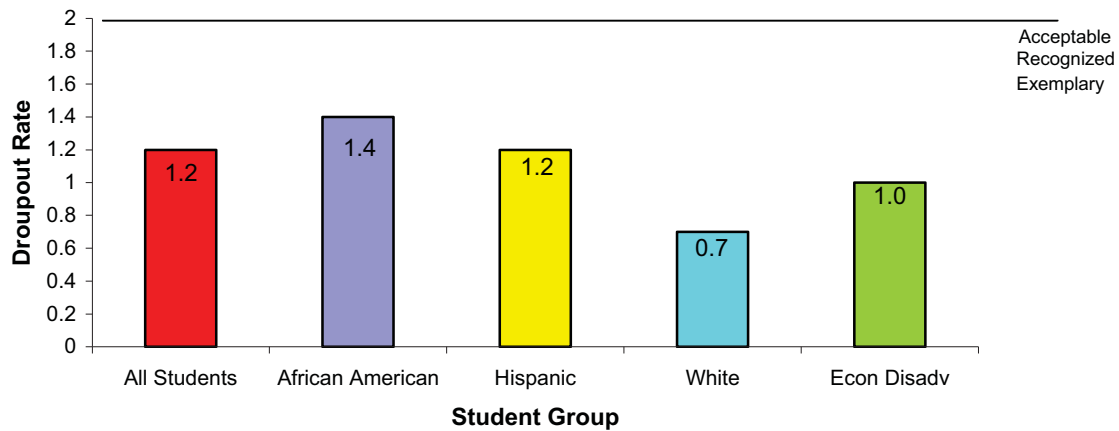
- The passing rates for all student groups except for white students did not meet the Recognized criteria of 75.0 percent passing on the TAKS science test (see Figure 1).
- The passing rates for the African-American and economically disadvantaged student groups did not meet the Recognized criteria of 75.0 percent passing on the TAKS mathematics test (see Figure 1).
- With the exception of the completion rate for white students, no other student group had a completion rate greater than 85.0 percent, which is the lowest criterion for Recognized status (see Figure 3). The SLP applied to this indicator.
- A district in which any campus is rated Academically Unacceptable under the Standard Accountability System cannot achieve Recognized or Exemplary status. In HISD, there were 13 Academically Unacceptable campuses rated under the Standard Accountability System (see Table 1). The SLP applied to this indicator.
- Under the 2008 accountability system, HISD had 219, or 0.26 percent, underreported students not listed as enrolled or as leavers in grades 7–12 (see Table 1). The SLP applied to this indicator.

Table 1: TEA Requirements to Be a Recognized District and HISD Results for 2008			
	Criteria for TEA Recognized Status	HISD Districtwide Outcomes	Met/Not Met Recognized Criteria
Lowest TAKS passing rate for all students and each student group	$\geq 75.0\%$	Lowest TAKS passing rates: mathematics for African-American and economically disadvantaged; and science for all students, African-American, Hispanic, and economically disadvantaged students ranging from 64% to 73%	NOT MET
Highest dropout rate for all students and each student group	2.0%	Highest dropout rate: for all students and each student group dropout rates ranged from 0.7% to 1.4%.	SLP
Lowest completion rate	$\geq 85.0\%$	Lowest completion rates: 76.8% for all students, 76.3 for African-American students, 72.4% for Hispanic students, and 73.1% for economically disadvantaged students.	SLP
Number of Academically Unacceptable campuses under standard accountability system	0	13	NOT MET
Number of students in grades 7–12 <i>underreported</i> as enrolled or as leavers in the 2006–2007 PEIMS enrollment or leaver record	Less than or equal to 200, or less than or equal to 5% of 2006–2007 students in grades 7–12	219; 0.26%	SLP

SLP-School Leaver Provision for 2008 excludes leaver indicators from the accountability rating for campus or district.

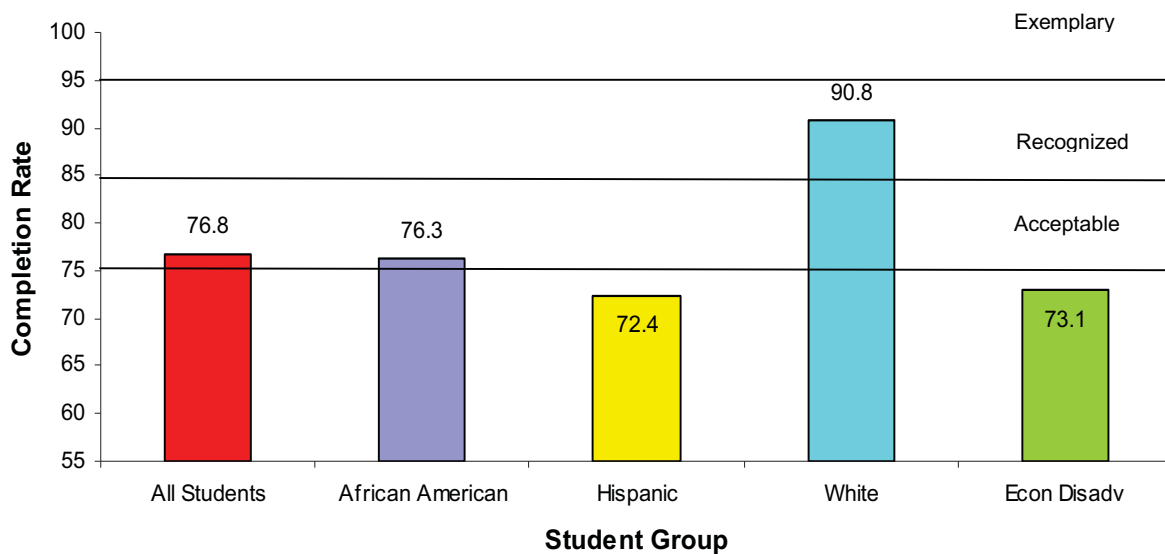


**Figure 2: TEA Requirements on 2006–2007 Dropout Rates Grades 7 and 8 for Each Rating Category and HISD Results (Used to Rate Middle Schools)**



SLP-School Leaver Provision for 2008 excludes leaver indicators from the accountability rating for campus or district.

**Figure 3: TEA Requirements on Completion Status for Each Rating Category and HISD Results for the Class of 2007**



SLP-School Leaver Provision for 2008 excludes leaver indicators from the accountability rating for campus or district.